

Quipu Kit

KNOTTING YOUR
RELATIONS TO
PRIVACY AND
TRUST WITH
MENSTRUATION
AND FERTILITY
TRACKING APPS
(MFTAS)



Welcome!

With this kit we invite you to explore the security and reliability of data, inspired by the Incan knotted tally cords of Quipus (or khipus). Quipus are recording devices fashioned from string or threads, with colour, knots and embedded items representing notations, numbers or language.

We have designed a Quipu kit which invites you to create personal data archives, by knotting your experiences of privacy and trust in relation to menstruation and fertility tracking apps (MFTAs).

The process aims to create tangible awareness of data; provide space for reflection on data, your rights and what happens to it; and the labour involved in using apps (such as reading privacy statements and regular data uploads).

This kit includes all materials you need for making your Quipus, and prompts that invite you to reflect on issues of privacy and trust. You can then knot your reflections and further information on your Quipu.

You can use the Quipu kit if you are a current or previous user of a MFTA, or if you are just curious to reflect on such issues.



BOOKLET OVERVIEW

- 01** About Quipus
- 02** How to use the Kit
- 03** Instructions Quipu Making
- 04** About the Kit
- 05** Further Suggestions

How to use the kit

- Familiarize yourself with the rest of the booklet (information on Quipu knotting) and the content of the kit.
- Next to this booklet, you will find three of prompts. They are inviting you to engage with questions around data and privacy in the MFTA you are currently using or have used in the past.
- We suggest to engage with the prompts in the order they are sorted, as they build on each other. But if this does not work for you, feel free to skip and move around as you see fit.
- While engaging with the prompts, remember to keep notes of thoughts, feelings, and information that you then could knot on your Quipu.
- We invite you to use the Padlet (see QR code) to add some reflections, thoughts, photos of the progress of your Quipu, or whatever else you want
- The Padlet is an online space for everyone engaging with the kit. You can add anonymous input, and share thoughts, questions and reflections with the Quipu kit community



About Quipus

ORIGIN

Quipus (or Khipus) are an ancient Incan practice of organizing information through knots. Research is still undecided whether the knots have been used to store numerical data, such as debts owed, or if they stored qualitative stories, such as events happening in town.


BUILDING QUIPU ARCHIVES

We want to explore Quipus as a means of storing complex information in abstract or non-representational ways. We invite you to you can choose specific combinations of knots, color, and position (among other

parameters that you want to vary) for holding certain meaning/information for you, but might not be necessarily understood by others.

YOUR QUIPU

That being said, we offer you some information on traditional Quipu knotting, but are not aiming for 'correct' Quipus. That means, you can use the below information as inspiration for translating data, thoughts and experiences into knots, but you do not need to stay 'true' to the practice of Quipu knotting. Feel free to experiment with the material and practice.



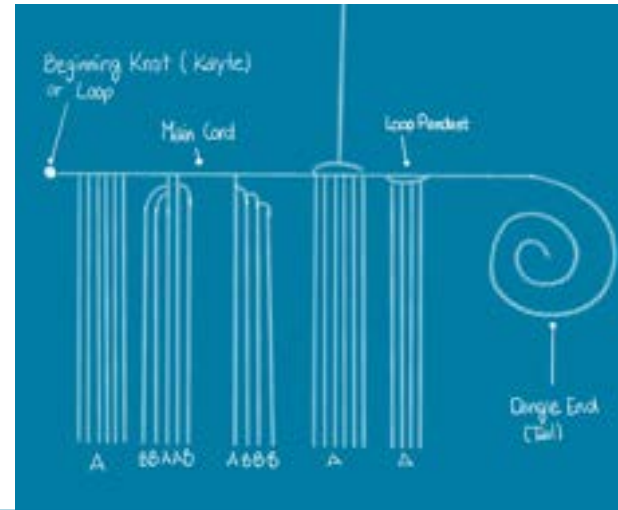
Quipu Making

BELOW ARE SOME EXAMPLES OF TRADITIONAL QUIPU MAKING. WE DON'T EXPECT YOU TO FOLLOW THIS EXACTLY, BUT THEY ARE DIMENSIONS THAT WE FIND USEFUL. BUT FEEL FREE TO EXPERIMENT WITH THEM AS YOU SEE FIT.

01 QUIPU CONSTRUCTION

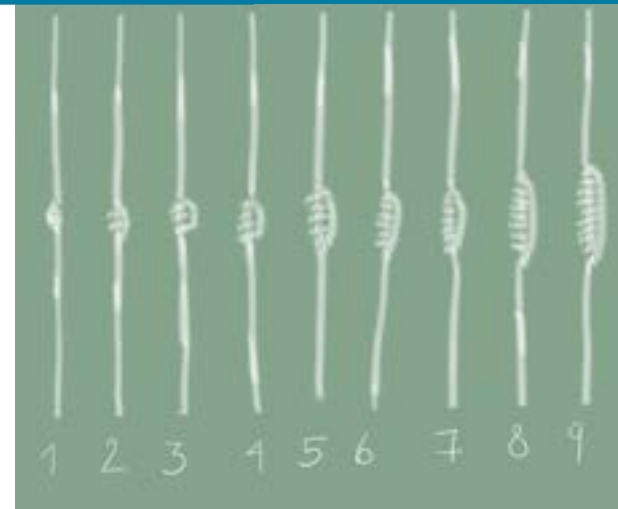
The traditional Quipu contains of a main cord and several pendant cords (A) and subsidiary cords (B).

But you can use your own system of vertical and horizontal threads (e.g. represent time with horizontal threads).



02 QUIPU KNOTS

Originally, knots can represent numbers, such as dates or amounts. But you can use knots to represent feelings, thoughts, time or other information.



03 QUIPU COLORS

Traditionally, colors can represent categories of information, from the identity of individuals, communities, and livestock to labor and its products. You can also use colors and different thicknesses of yarns to represent different types of information.



About the Kit

THE KIT OFFERS A VARIETY OF MATERIALS TO CREATE YOUR QUIPU. YOU'RE FREE TO USE THE CONTENT HOWEVER YOU SEE FIT AND SUBSTITUTE IT WITH YOUR OWN MATERIALS. HERE ARE SOME THOUGHTS ON HOW WE IMAGINED THE KIT TO COME TOGETHER.

NOTEBOOK/TAGS

You might want to keep additional notes to remember the different meanings of your knots and yarns. But this is completely up to you. We have added a range of notekeeping possibilities, such as a notebook or yarn-cards where yarns can be wrapped around. We have also added small tags that could be used within your Quipu.

YARNS

We tried to provide a variation of yarns with differing qualities such as thickness, material, or color. Feel free to add any other yarn if that is meaningful to you.

TAPE/CLIPS

You can use the tape to store straps of yarns in your notebook or/and to stabilize the Quipu on a surface while you are making it. An alternative could also be to wrap the main cord of your Quipu around your leg or another object.



NEEDLES

The needle is a means to unravel a knot.

Further Suggestions

HERE ARE SOME FURTHER SUGGESTIONS AND THINGS TO KEEP IN MIND WHEN ENGAGING WITH THE KIT:

- You can engage with the kit for a while, over several days, or you can engage with it once
- You can make one Quipu for all the prompts, or make three different Quipus, one for each prompt
- You are welcome to add additional layers of information, thoughts or feelings to your Quipu
- Your Quipu should be "readable" by you, meaning that you should know what each Quipu dimension represents



FEEL FREE TO REACH OUT TO AS AT ANY TIME EITHER THROUGH THE PADLET OR THROUGH EMAIL:

Vasiliki: vats@itu.dk

Lara: lata@itu.dk

